

75ATX

4x4 ARTICULATED TRACTOR
190 HP (142 KW) / 185 HP (138 KW)



Game Equipment LLC 3322 Hwy 308 Napoleonville, LA USA 70390-8904 Ph: 985-369-9292 Fax: 985-369-9595 www.gameeq.com

75ATX


4x4 ARTICULATED TRACTOR 190 HP (142 KW) / 185 HP (138 KW)



Engine and transmission coolers with 8 fins per inch spacing reduce buildup of debris. Hood rolls up for easy cleaning.



Individual gauges and indicators simplify operation, troubleshooting, and repair.



GAME tractors are designed and manufactured from the ground up for the most demanding conditions the world has to offer. Industrial frames, belly pans, articulation, drivelines, powertrain components, and hitches are standard.



Tilting platform and hood provide unmatched access to engine, coolers, transmission, and under hood and cab components. Both work via hand pump even when systems are down.



Extreme heavy duty upper and lower articulation joint with radial spherical bearings, oversized hardened pins, and welded cylinders with bushings



Hood profile provides excellent visibility



Built to withstand extreme applications, the frame accommodates multiple hitch configurations for high weight transfer, winches, and other equipment.

GAME Equipment reserves the right to change specifications without notice. Some photos may contain optional equipment.

75ATX

4x4 ARTICULATED TRACTOR 190 HP (142 KW) / 185 HP (138 KW)

ENGINE

- Cummins QSB6.7, Tier III electronic engine, 190HP (142 KW) @ 2,200 RPM with 195HP (145 KW) @ 1,900 RPM bulge, Peak torque of 687 FT-LB(931 NM) @ 1,400 RPM
- Severe dust, dry, dual stage air cleaner with service indicator and pre-cleaner
- Fuel/water separator with secondary fuel filter
- Large tropical radiator, transmission, and hydraulic oil coolers are 8 fins/inch and rubber isolator mounted
- 80-gal (300 liter) steel fuel tank with lockable cap and 12-inch clean out door
- Manual hydraulic tilting hood allows easy cleaning of coolers and service of engine and under hood parts

Export Only Option:

- John Deere 6068T, 185HP (138 KW) @ 2,400 RPM, 484 FT-LB (656 NM) @ 1,400 RPM mechanical fuel injection system

TRANSMISSION

- Heavy duty industrial, lock-up converter driven, mechanically controlled power shift. No electric solenoids, levers in cab shift transmission spools via mechanical cables
- Upshifts and downshifts while moving without foot actuated clutch. Multi disc clutch packs immersed in oil are oil actuated by shifts of manually actuated spools
- Independent oil cooler and system isolates contamination from all other sources providing long transmission life
- 4 forward and 4 reverse gears
- Independent mechanical driveline parking brake

Optional:

- 8 speed, direct drive, electronically controlled powershift transmission - 8F/3R

AXLES

- All wheels are powered
- Heavy duty, outboard planetary, dual reduction
- Ring and pinion reduction with planetary final drives
- Limited slip front differentials
- No spin "Detroit locker" rear differentials
- Internal oil bath service brakes
- Heavy duty mechanics drivelines

CHASSIS

- Heavy duty welded frame
- Articulating joint with heavy duty radial spherical bearings and large hardened pins
- Dual double acting heavy duty welded hydraulic steering cylinders with bushings
- Full belly pans and front pull hook
- Painted with yellow gloss finish

STANDARD EQUIPMENT

- Engine oil pressure gauge and indicator
- Engine coolant temperature gauge and indicator
- Voltage gauge
- Fuel gauge
- Tachometer with hour meter
- Hand and foot throttle
- Low hydraulic oil level light/indicator
- Transmission oil temperature gauge and indicator
- Transmission pressure gauge and indicator
- Oil filter service warning light/indicator

ELECTRICAL

- (2) 12-VDC, 950 CCA, 180 RC Group 31XHE heavy duty maintenance free commercial batteries
- 12-Volt DC, 160-Amp alternator
- Horn, reverse alarm, and master disconnect switch
- Four LED headlights in hood
- Two adjustable front and two rear/side LED work lights
- Two LED work lights in rear bumper
- Brake and indicator lights in rear bumper with warning lights on top of cab (viewable front and rear)
- Strobe light

OPERATOR'S STATION

- Open station with welded steel canopy top
- Vinyl mechanical suspension seat with position adjustment and armrests
- Adjustable tilt and telescopic steering column
- Manual hydraulic tilting platform

Optional:

- ROPS certified A/C cab with rear wiper, with AM/FM radio, marine grade, USB, AUX port and Bluetooth

- Training seat
- Leather, heated, toggle link fully adjustable air ride suspension seat with armrests, 20-degree swivel right, 60-degree swivel left
- Electric cab/hood tilt

HYDRAULIC SYSTEM

- Open center pump for brakes, steering, and implement valve
- 39-gal pressurized hydraulic tank with 100% filtration and 12-inch clean out door
- 2 bank, cylinder spools, open center valve
- Accumulator for emergency braking

MISC OPTIONS

- Cable operated 4-bank control valves
- Air compressor, tank, trailer park and service brakes via foot & lever
- 7-pin electrical connector capable of multiple trailer operation
- Hydraulic brake ports on rear for trailer
- Front push bumper
- Heavy duty fixed/swinging drawbar
- Heavy duty fixed/swinging drawbar with three hitch heights
- Welded rear extension with pintle hook
- Category III, 3-point hitch
- Fifth wheel hitch
- Regular or inverted 4-inch gooseneck ball
- 40,000-lb hydraulic winch on rear frame
- Fire extinguisher

TIRES

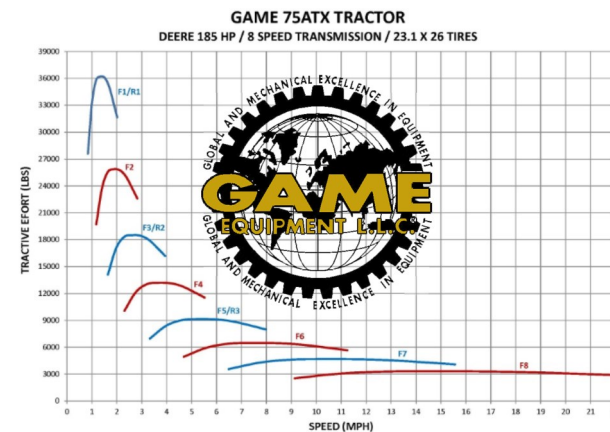
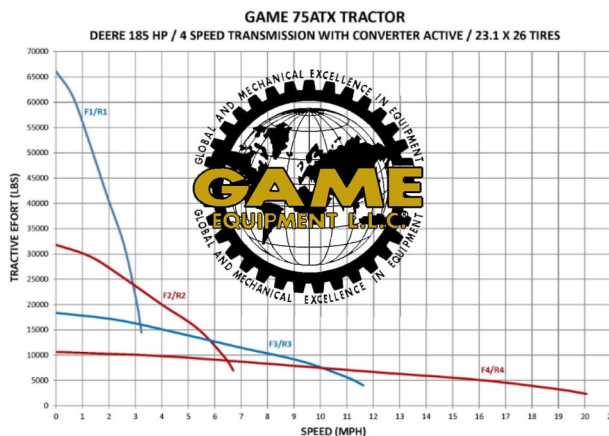
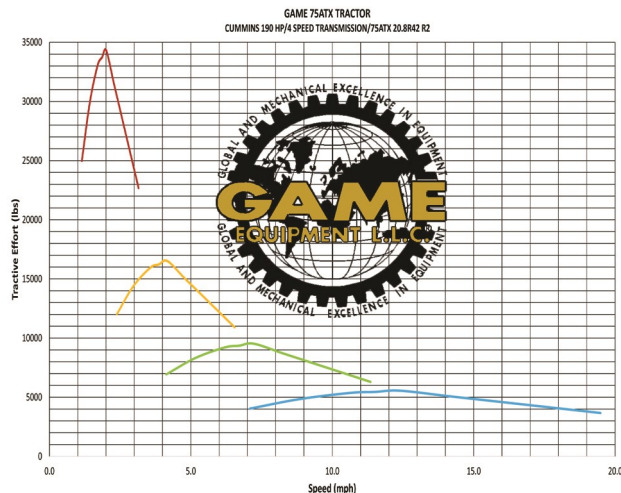
- (4) 23.1X26, R1, 12 PLY
- Heavy duty one-piece rims

Optional:

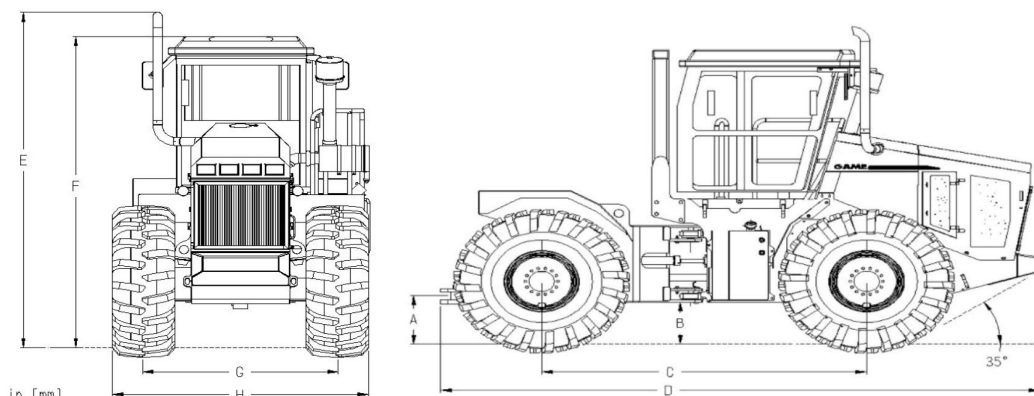
- 18.4X38, R2, 8 PLY
- 23.1X26, R2, 12 PLY
- 600/65R34, R-1W, 81" (2.06M) track
- 23.1X34, R1, 8 PLY, 81" (2.06M) track
- 23.1X34, R2, 12 PLY, 81" (2.06M) track
- 520/85R42, R-2
- 710/70R38, R-1W

GAME Equipment reserves the right to change specifications without notice. Some photos may contain optional equipment.

75ATX 4x4 ARTICULATED TRACTOR 190 HP (142 KW) / 185 HP (138 KW)



STANDARD TIRE SIZE	A - IN(MM)	B - IN(MM)	C - IN(MM)	D - IN(MM)	E - IN(MM)	F - IN(MM)	G - IN(MM)	H - IN(MM)
23.1X26, R1, 12PLY	21.7 (552)	18.9 (479)	120 (3048)	221.3 (5622)	143.5 (3644)	133.1 (3381)	82 (2083)	106.1 (2695)



Drawings are shown on the standard tire

Specifications:

Unladen Tractor Weight.....20,000–24,000 LBS (9,072-10,886 KG)

Unladen Weight Distribution..... 58% Front Axle 42% Rear Axle

Steering on 23.1x34 tires.....Inner Turning Radius 133" (3378 mm)
SAE Turning Radius 228" (5791 mm)
Clearance Radius 240" (6096 mm)

GAME Equipment reserves the right to change specifications without notice. Some photos may contain optional equipment.