

77AHX

6x6 ARTICULATED HAULER
220 HP (164 KW) / 225 HP (168 KW)



Game Equipment LLC 3322 Hwy 308 Napoleonville, LA USA 70390-8904 Ph: 985-369-9292 Fax: 985-369-9595 www.gameeq.com

77AHX

6x6 ARTICULATED HAULER 220 HP (164 KW) / 225 HP (168 KW)

ENGINE

- Cummins QSB 6.7 Tier III electronic engine 220HP (164 KW) @ 2,200 RPM, 700 FT-LB (949 NM) @ 1,500 RPM
- Severe dust, dry, dual stage air cleaner with service indicator and pre-cleaner
- Fuel/water separator with secondary fuel filter
- Large tropical radiator, transmission, and hydraulic oil coolers are 8 fins/inch and rubber isolator mounted
- 80-gal (300 liter) steel fuel tank with lockable cap and 12-inch clean out door
- Manual hydraulic tilting hood allows easy cleaning of coolers and service of engine and under hood parts

Export Only Option:

- John Deere 6068HP, 225 HP (168 KW) @ 2,400 RPM, 619 FT-LB (839 NM) @ 1,400 RPM mechanical engine, inline fuel pump

TRANSMISSION

- Direct drive powershift transmission with bump shifter and inching pedal
- 8 forward/3 reverse gears
- Spring applied/Hydraulic release driveline parking brake
- Separate cooler/system isolates transmission from hydraulic system contamination

AXLES

- All wheels are powered
- Heavy duty, planetary, dual reduction
- Oscillating front axle and tandem rear walking beam mounted axles
- Internal oil bath service brakes
- No spin rear tandem, front tandem, open and limited slip front differentials

TIRES

- (6) IF520/85R42 R2
- 76" centers, 97" outside to outside
- 26" center ground clearance
- Heavy duty one-piece rims

CHASSIS

- Heavy duty welded frame
- Articulating joint with heavy duty radial spherical bearings and large hardened pins
- Dual double acting heavy duty welded hydraulic steering cylinders with bushings
- Full front chassis belly pans and front pull hook
- Pin and clevis on rear bumper with front and rear bumpers matching in height and fit
- Painted yellow gloss finish
- 15-ton cane bin
 - * Expanded metal front, rear, and bottom with reinforced square tubing frame
 - * Solid dump wall with extended flap on top to allow chopper harvester elevator clearance
 - * Lift cylinders with quick change pins and bushings

Optional:

- Centralized grease lubrication system

STANDARD EQUIPMENT

- Engine oil pressure monitoring and warning
- Engine coolant temperature monitoring and warning
- Voltage monitoring
- Fuel gauge
- Tachometer with hour meter
- Low hydraulic oil level light/indicator
- Transmission oil temperature gauge and warning
- Transmission pressure gauge and warning
- Oil filter service warning light
- Hand and foot throttle

ELECTRICAL

- (2) 12-VDC, 950 CCA, 180 RC Group 31XHE heavy duty maintenance free commercial batteries
- 12-Volt DC, 160-Amp alternator
- Horn, reverse alarm, & master disconnect switch
- Four LED headlights in hood
- Two front and two rear/side LED work lights

- Two LED work lights in rear
- Brake and indicator lights mounted and protected in rear
- Strobe light

OPERATOR'S STATION

- A/C cab with rear wiper, AM/FM radio, marine grade, USB, AUX port and Bluetooth
- Vinyl mechanical suspension seat with position adjustment and armrests
- Adjustable tilt and telescopic steering column
- Manual hydraulic tilting platform

Optional:

- Leather, heated, toggle link fully adjustable air ride suspension seat with armrests, 20-degree swivel right, 60-degree swivel left
- Electric cab/hood tilt
- Training seat

HYDRAULIC SYSTEM

- Open center pump for brakes, steering, and implement valve
- 49-gal pressurized hydraulic tank with 100% filtration and 12-inch clean out door
- Accumulator for emergency braking
- Dump valve on top side of lift cylinders with butt side plumbed to gauge for load estimate

GAME Equipment reserves the right to change specifications without notice. Some photos may contain optional equipment.



77AHX

6x6 ARTICULATED HAULER 220 HP (164 KW) / 225 HP (168 KW)



Engine and transmission coolers with 8 fins per inch spacing reduce buildup of debris. Hood rolls up for easy cleaning. Tilting platform and hood provide unmatched access to engine, cooler and cab components. Both work via hand pump / electric pump even when systems are down.

Individual gauges and indicators simplify operation, troubleshooting, and repair. Slide and fold out consoles provide industries best access for electrical service.



Heavy duty walking beams provides stability, heavy loads, and unmatched wet field performance.

Optional:

Easily accessible grease manifolds at two central locations for easy lubrication on all

GAME tractors are designed and manufactured from the ground up for the most demanding conditions the world has to offer. Industrial frames, belly pans, drivelines, powertrain components, and hitches are standard.

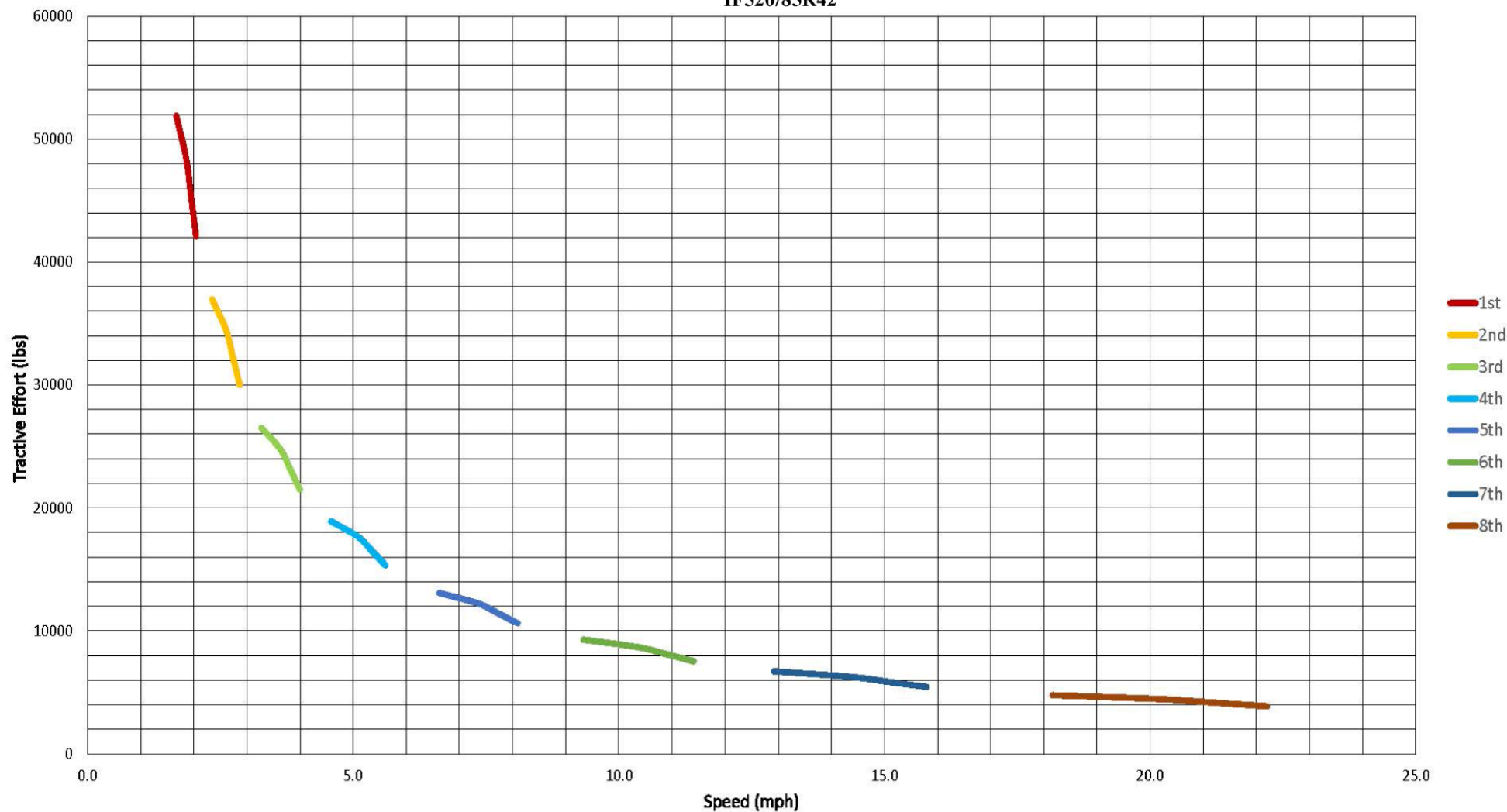


GAME Equipment reserves the right to change specifications without notice. Some photos may contain optional equipment.

77AHX

6x6 ARTICULATED HAULER 220 HP (164 KW) / 225 HP (168 KW)

77 AHX GAME HAULER
CUMMINS QSB6.7, 8 SPD TRANSMISSION
IF520/85R42



GAME Equipment reserves the right to change specifications without notice. Some photos may contain optional equipment.