

# 77ATX

4x4 ARTICULATED TRACTOR  
220 HP (164 KW) / 225 HP (168 KW)



Game Equipment LLC 3322 Hwy 308 Napoleonville, LA USA 70390-8904 Ph: 985-369-9292 Fax: 985-369-9595 [www.gameeq.com](http://www.gameeq.com)

# 77ATX

4x4 ARTICULATED TRACTOR 220 HP (164 KW) / 225 HP (168 KW)



Engine and transmission coolers with 8 fins per inch spacing reduce buildup of debris. Hood rolls up for easy cleaning



Individual gauges and indicators simplify operation, troubleshooting, and repair



***GAME tractors are designed and manufactured from the ground up for the most demanding conditions the world has to offer. Industrial frames, belly pans, articulation, drivelines, powertrain components, and hitches are standard.***



Tilting platform and hood provide unmatched access to engine, coolers, transmission, and under hood and cab components. Both work via hand pump even when systems are broken



Extreme duty upper and lower articulation joint with radial spherical bearings, oversized hardened pins, and welded cylinders with bushings



Hood profile provides excellent visibility



Built to withstand extreme applications, the frame accommodates multiple hitch configurations for high weight transfer, winches, and other equipment

*GAME Equipment reserves the right to change specifications without notice. Some photos may contain optional equipment.*

# 77ATX

4x4 ARTICULATED TRACTOR 220 HP (164 KW) / 225 HP (168 KW)

## ENGINE

- Cummins QSB 6.7, Tier III electronic engine, 220 HP (164 KW) @ 2,200 RPM with 230HP (172 KW) @ 2,000 RPM bulge, Peak torque of 700 FT-LB (949 NM) @ 1,500 RPM
- Severe dust, dry dual stage air cleaner with service indicator and pre-cleaner
- Fuel/water separator with secondary fuel filter
- Large tropical radiator, transmission, and hydraulic oil coolers are 8 fins/inch and rubber isolator mounted
- 80-gal (300 liter) steel fuel tank with lockable cap and 12-inch clean out door
- Manual hydraulic tilting hood allows easy cleaning of coolers and service of engine and under hood parts

## Export Only Option:

- John Deere 6068 HF, 225HP (168 KW) @ 2,400 RPM, 619 FT-LB (839 NM) @ 1,400 RPM mechanical engine with inline fuel pump

## TRANSMISSION

- Heavy duty industrial, lock-up converter driven, mechanically controlled power shift. No electric solenoids, levers in cab shift transmission spools via mechanical cables
- Upshifts and downshifts while moving without foot actuated clutch. Multi disc clutch packs immersed in oil are oil actuated by shifts of manually actuated spools
- Independent oil cooler and system isolates contamination from all other sources providing long transmission life
- 4 forward and 4 reverse gears
- Independent mechanical driveline parking brake

## Optional:

- 8 speed, direct drive, electronically controlled powershift transmission - 8F/3R

## AXLES

- All wheels are powered
- Heavy duty, outboard planetary, dual reduction
- Ring and pinion reduction with planetary final drives
- Limited slip front differentials
- No spin "Detroit locker" rear differentials
- Internal oil bath service brakes
- Heavy duty mechanics drivelines

## CHASSIS

- Heavy duty welded frame
- Articulating joint with heavy duty radial spherical bearings and large hardened pins
- Dual, double acting, heavy duty welded hydraulic steering cylinders with bushings
- Full belly pans and front pull hook
- Painted with yellow gloss finish

## STANDARD EQUIPMENT

- Engine oil pressure gauge and indicator
- Engine coolant temperature gauge and indicator
- Voltage gauge
- Fuel gauge
- Tachometer with hour meter
- Hand and foot throttle
- Low hydraulic oil level light/indicator
- Transmission oil temperature gauge and indicator
- Transmission pressure gauge and indicator
- Oil filter service warning light/indicator

## ELECTRICAL

- (2) 12-VDC, 950 CCA, 180 RC Group 31XHE heavy duty maintenance free commercial batteries
- 12-Volt DC, 160-Amp alternator
- Horn, reverse alarm, & master disconnect switch
- Four LED headlights in hood
- Two adjustable front and two rear/side LED work lights
- Two LED work lights in rear bumper
- Brake and indicator lights in rear bumper with warning lights top of cab (viewable front and rear)
- Strobe light

## OPERATOR'S STATION

- Open station with welded steel canopy top
- Vinyl mechanical suspension seat with position adjustment and armrests
- Adjustable tilt and telescopic steering column
- Manual hydraulic tilting platform

## Optional:

- ROPS/FOPS certified A/C cab with rear wiper, with AM/FM radio, marine grade, USB, AUX port and Bluetooth

- Training seat
- Leather, heated, toggle link fully adjustable air ride suspension seat with armrests, 20-degree swivel right, 60-degree swivel left
- Electric cab/hood tilt

## HYDRAULIC SYSTEM

- Open center pump for brakes, steering, and implement valve
- 39-gal pressurized hydraulic tank with 100% filtration and 12-inch clean out door
- 2 bank, cylinder spools, open center valve
- Accumulator for emergency braking

## MISC OPTIONS

- Cable operated 4-bank control valves
- Air compressor, tank, trailer park and service brakes via foot & lever
- 7-pin electrical connector capable of multiple trailer operation
- Hydraulic brake ports on rear for trailer
- Front push bumper
- Heavy duty fixed/swinging drawbar
- Heavy duty fixed/swinging drawbar with three hitch heights
- Welded rear extension with pintle hook
- Category III, 3-point hitch
- Fifth wheel hitch
- Regular or inverted 4-inch gooseneck ball
- 40,000-lb hydraulic winch on rear frame
- Fire extinguisher

## TIRES

- (4) 23.1X26, R1, 12 PLY
- Heavy duty one-piece rims

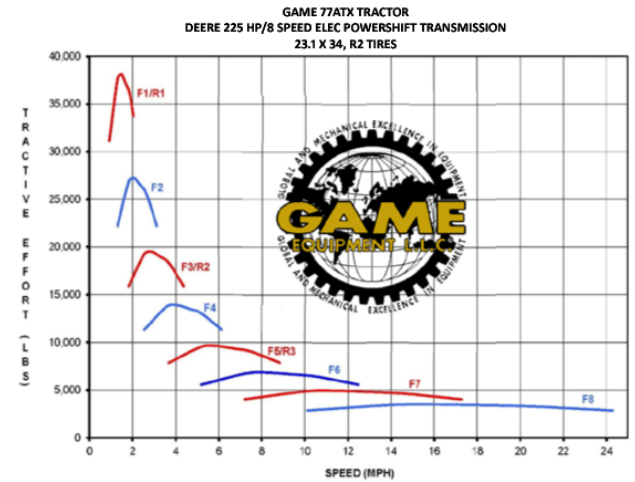
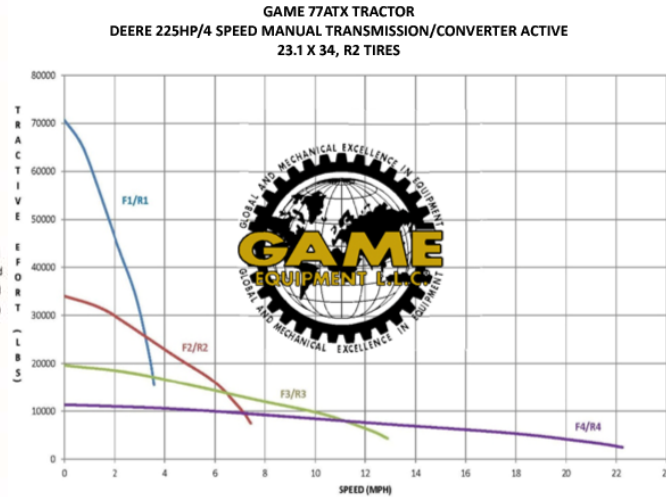
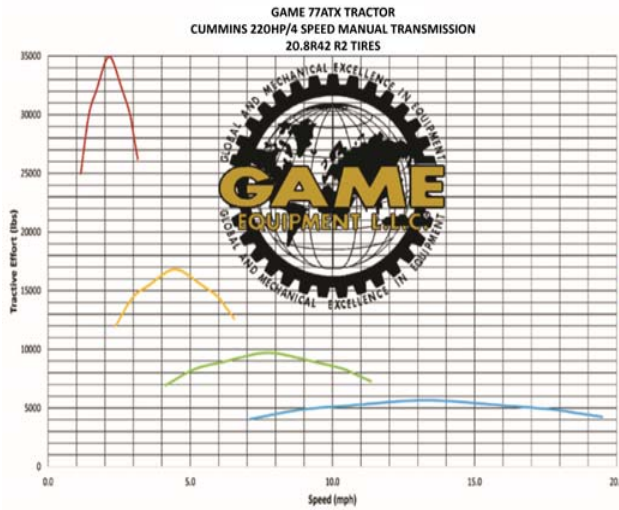
## Optional:

- 18.4X38, R2, 8 PLY
- 23.1X26, R2, 12 PLY
- 600/65R34, R-1W 81" (2.06M) track
- 23.1X34, R1, 8PLY 81" (2.06M) track
- 520/85R42, R-2
- 710/70R38, R-1W

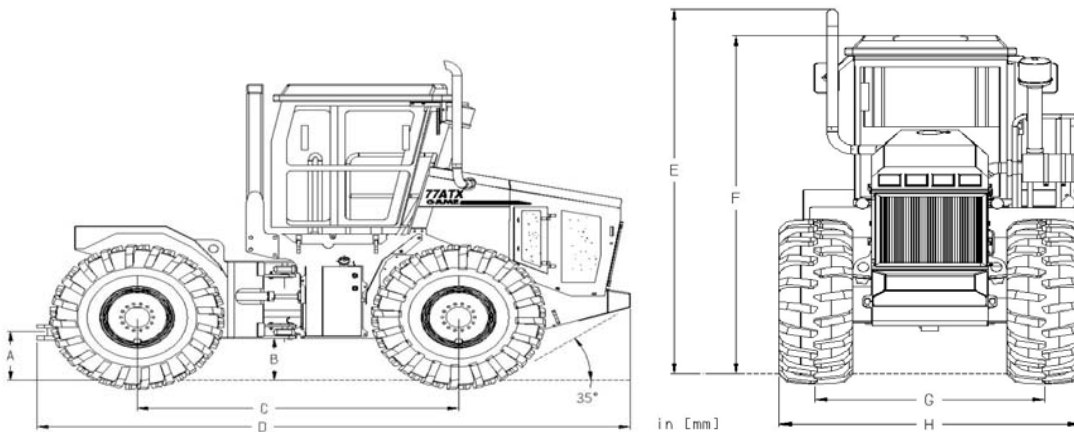
*GAME Equipment reserves the right to change specifications without notice. Some photos may contain optional equipment.*

# 77ATX

4x4 ARTICULATED TRACTOR 220 HP (164 KW) / 225 HP (168 KW)



STANDARD TIRE SIZE	A - IN(MM)	B - IN(MM)	C - IN(MM)	D - IN(MM)	E - IN(MM)	F - IN(MM)	G - IN(MM)	H - IN(MM)
23.1X26, R1, 12PLY	21.7 (552)	18.9 (479)	120 (3048)	221.3 (5622)	143.5 (3644)	133.1 (3381)	82 (2083)	106.1 (2695)



**Specifications:**

**Unladen Tractor Weight**..... 20,000–24,000 LBS (9,072-10,886 KG)

**Unladen Weight Distribution**..... 58% Front Axle 42% Rear Axle

**Steering on 23.1x34 Tires**.....Inner Turning Radius 133" (3378 mm)  
SAE Turning Radius 228" (5791 mm)  
Clearance Radius 240" (6096 mm)

*GAME Equipment reserves the right to change specifications without notice. Some photos may contain optional equipment.*