

96ATX

4x4 TRACTOR 630 HP (470 KW)



96ATX

4x4 TRACTOR 630 HP (470 KW)

ENGINE

- Caterpillar C18, Final Tier IV/Stage IV electronic engine, 630HP (470 KW) @ 2,000 RPM, Peak torque of 2,178 FT-LB (2,953 NM) @ 1,300 RPM
- Severe dust, dry, dual stage air cleaner with service indicator pre cleaner with automatic dust ejector
- 390-gal steel fuel tank with lockable cap and 12-inch clean out door
- High capacity 10-micron primary fuel/water separator, with dual 2-micron secondary fuel filter
- Large tropical radiator, transmission and hydraulic oil coolers are 8 fins per inch and rubber isolator mounted
- Manual hydraulic tilting hood allows easy cleaning of coolers and service of engine and under hood components

TRANSMISSION

- Electronically controlled, direct drive, 16-speed powershift, 4 reverse
- Multi-disc, oil immersed, spring applied/hydraulic release, driveline parking brake
- Separate cooler/system isolates transmission from hydraulic system contamination

AXLES

- All wheels are powered
- Heavy duty, dual reduction axles
- Ring and pinion reduction with planetary final drives
- No spin rear and limited slip front differentials
- Rear oscillating and front rigid axles
- Internal oil bath service brakes

TIRES

- (8) 710/70R42, R-1W
- Heavy duty flange mounted dual one piece rims
- Rim design allows for removal of outer tire/rim assembly without removing inner tire/rim assembly

Optional:

- (8) IF710/70R42, R-1W
- (8) LSW710/60R46, R-1W
- (8) LSW800/55R46, R-1W

CHASSIS

- Heavy duty welded frame
- Articulating joint with heavy duty welded radial spherical bearings and large hardened pins
- Dual, double acting, heavy duty welded hydraulic steering cylinders with bushings
- Full belly pans and front pull hook
- Painted with yellow gloss finish
- Operating weight of 70,000-85,000 LB (31,751 - 38,555 KG)

STANDARD EQUIPMENT

- 6-inch color display for monitoring and diagnostics
- Engine oil monitoring and warning
- Engine coolant monitoring and warning
- Voltage monitoring
- Fuel gauge
- Tachometer with hour meter
- Hand and foot throttle
- Low hydraulic oil level indicator/light
- Transmission oil temperature gauge and warning light
- Transmission clutch pressure gauge and warning
- Hydraulic and transmission oil filter service warning light

ELECTRICAL

- 12-Volt DC engine system, 160 Amp alternator
- 12-Volt DC roadway, turning, and warning lights
- (4) 12-VDC, 950 CCA, 180 RC Group 31XHE heavy duty maintenance free commercial batteries
- Master disconnect switch
- Horn
- Four adjustable LED headlights in hood
- Two adjustable front and two rear/side LED work lights
- Two adjustable LED work lights in rear bumper
- Brake and indicator lights mounted in rear bumper with warning lights top of cab viewable front and rear
- 7-pin electrical trailer connector and relays
- Strobe light

OPERATOR'S STATION

- A/C cab with rear windshield wiper, AM/FM stereo, USB, AUX port and Bluetooth
- Manual hydraulic tilting platform for transmission and hydraulic component service
- Adjustable tilt and telescopic steering column
- Leather, heated, toggle link fully adjustable air ride suspension seat with armrests designed for scraper applications, 60-degree swivel right

Optional:

- Electric cab/hood tilt
- Training seat

HYDRAULIC SYSTEM

- Open center pump for brakes and steering
- Priority hydraulic powered steering
- Open center pump for implement valve
- 91-gal pressurized hydraulic tank with 100% filtration via full flow spin-on canister type filters (91-gal capacity / 80-gal oil) and 12-inch clean out door
- 2 bank, cylinder spools, open center valve
- Accumulator for emergency braking
- Hydraulic brake ports on rear for trailer

MISC OPTIONS

- Less standard 2 bank control valve
- Six proportional switches with controller for valves on tractor or scraper
- Nine proportional switches with dual controllers for valves on tractor or scraper
- Closed center pressure comp pump with 4-bank electric control valve
- Closed center pressure comp pump with 6-bank electric control valve
- Manual control valves
- Heavy duty fixed/swinging drawbar
- Heavy duty scraper drawbar
- Fire extinguisher

GAME Equipment reserves the right to change specifications without notice. Some photos may contain optional equipment.

96ATX

4x4 TRACTOR 630 HP (470 KW)



GAME tractors are designed and manufactured from the ground up for the most demanding conditions the world has to offer. Industrial frames, belly pans, articulation, drivelines, powertrain components, and hitches are standard.



Multi-function electronic system monitor

Trimble system optional



Tilting cab provides unmatched access to powertrain and hydraulic components

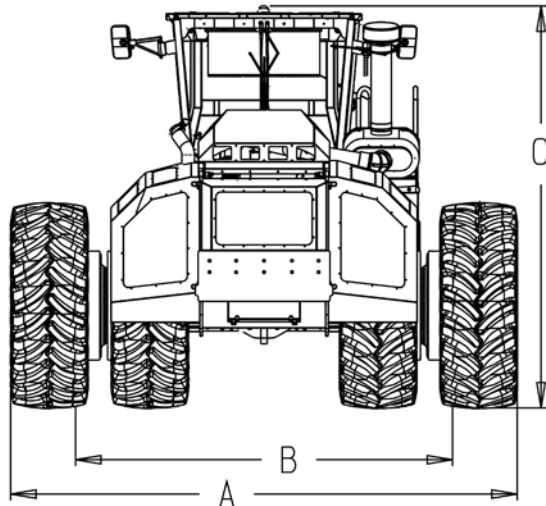
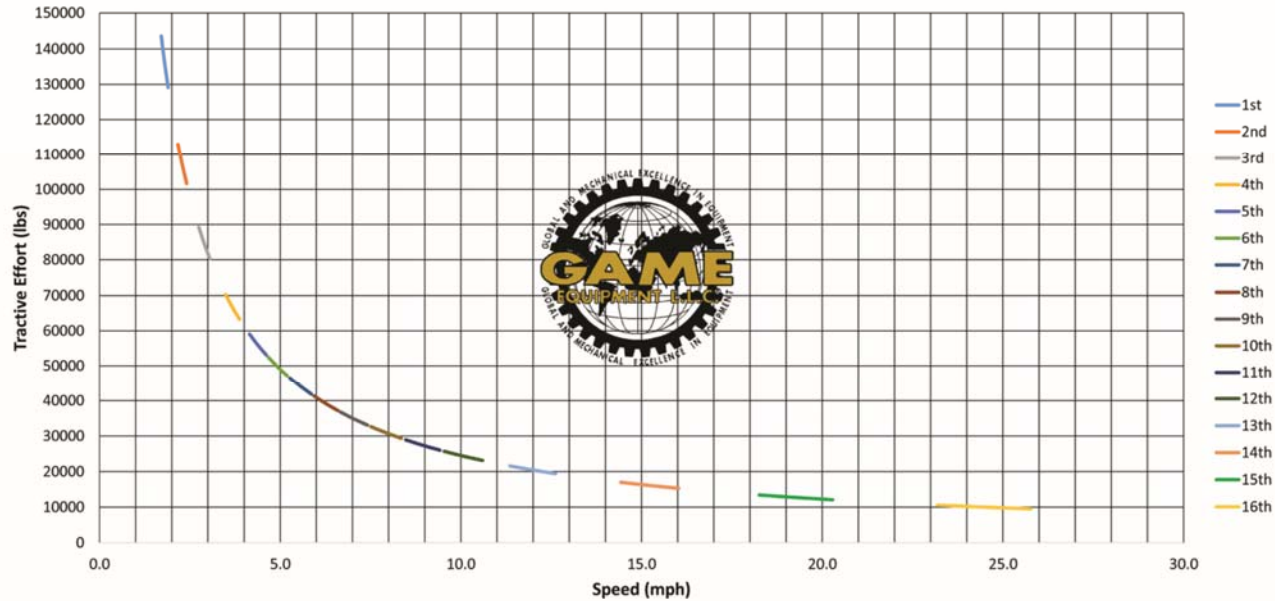
Forward tilting hood provides unmatched access to engine coolers and other components

GAME Equipment reserves the right to change specifications without notice. Some photos may contain optional equipment.

96ATX

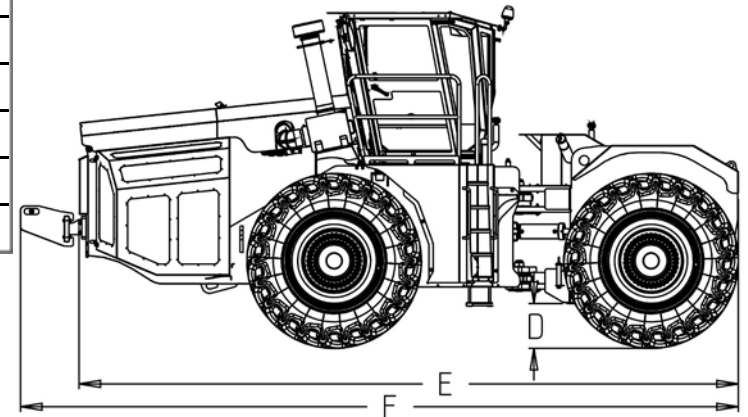
4x4 TRACTOR 630 HP (470 KW)

GAME 96ATX TRACTOR
16 SPEED TRANSMISSION
630 HP, 710/70R42, R-1W



A	16' 7-11/16" (TOTAL)
B	12' 4-5/8" (SHIPPING ON SINGLES)
C	13' 2-5/8"
D	1' 8-13/16"
E	25' 6-13/16" (W/O WEIGHTS)
F	27' 10-1/16" (TOTAL)

Total Weight - 78,000 lbs.
35,380 kg.



GAME Equipment reserves the right to change specifications without notice. Some photos may contain optional equipment.