

77RTX

4x4 TRACTOR
240 HP (179 KW) / 225 HP (168 KW)

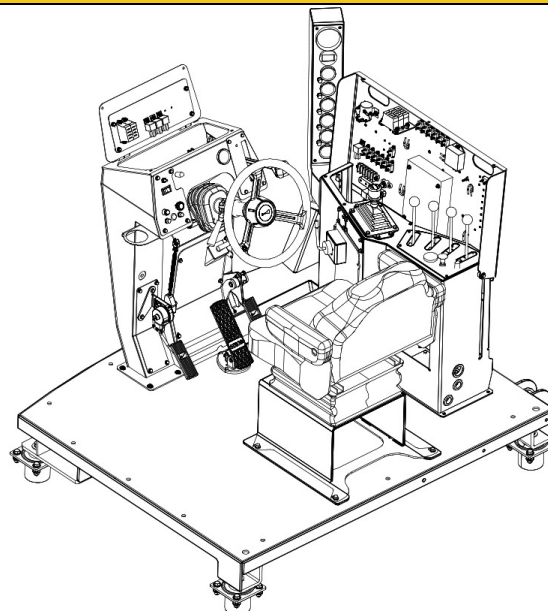


Game Equipment LLC 3322 Hwy 308 Napoleonville, LA USA 70390-8904 Ph: 985-369-9292 Fax: 985-369-9595 www.gameeq.com

David W Chadwick CEO

77RTX

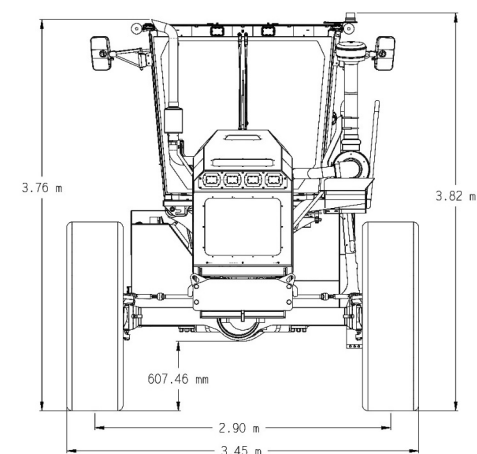
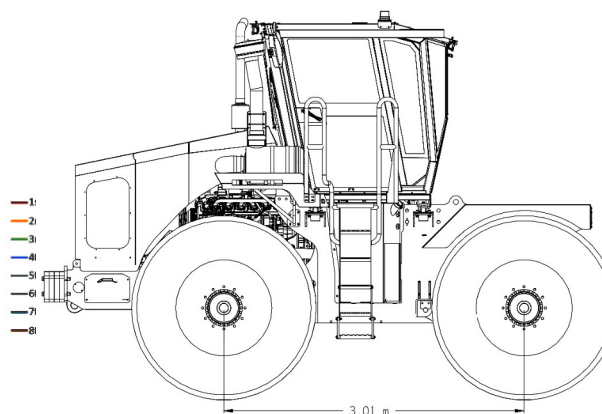
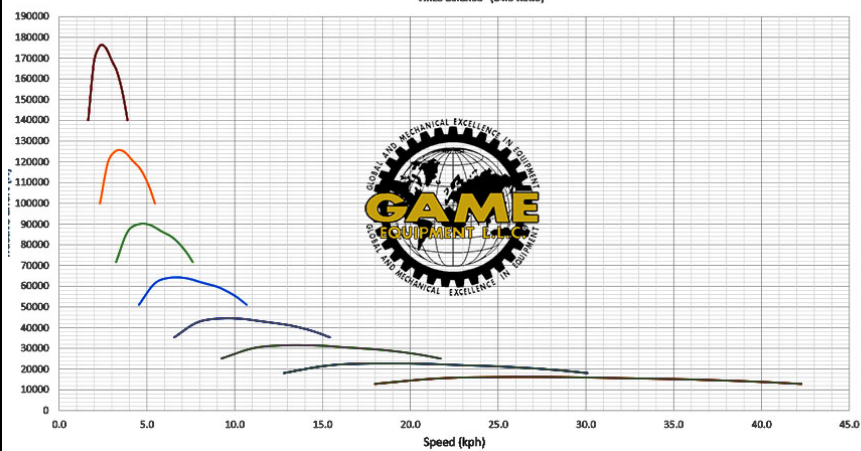
4x4 TRACTOR 240 HP (179 KW) / 225 HP (168 KW)



All welded Operator's Station. Slide up consoles provide easy access to electrical components.



GAME 77RTX TRACTOR
10 225HP/8 SPEED MANUAL POWER SHIFT TRANSMISSION
TIRES 20.8X38 (24.5 Ratio)



GAME Equipment reserves the right to change specifications without notice. Some photos may contain optional equipment.

77RTX

4x4 TRACTOR 240 HP (179 KW) / 225 HP (168 KW)

ENGINE

- Cummins QSB 6.7, Stage VI/ Final Tier IV electronic engine, 240HP (179 KW) @ 2,200 RPM with 700 FT-LB (949 NM) of torque @ 1,500 RPM
- Severe dust, dry, dual stage air cleaner with service indicator and pre-cleaner
- Fuel/water separator with secondary fuel filter
- Large tropical radiator, transmission, and hydraulic oil coolers are 8 fins/inch and rubber isolator mounted
- 120-gal (455 liter) steel fuel tank with lockable cap and 12-inch clean out door
- Manual hydraulic tilting hood allows easy cleaning of coolers and service of engine and under hood parts

Export Only Option:

- John Deere 6068 HF, 225HP (168 KW) @ 2,400 RPM, 619 FT-LB (839 NM) @ 1,400 RPM mechanical engine with inline fuel pump

TRANSMISSION

- Direct drive powershift transmission with bump shifter and inching pedal
- 8 forward/3 reverse gears
- Spring applied/Hydraulic release driveline parking brake
- Separate cooler/system isolates transmission from hydraulic system contamination

AXLES

- All wheels are powered
- Heavy duty, outboard planetary, dual reduction
- Ring and pinion reduction with planetary final drives
- No spin "Detroit locker" rear differential - No indicator or operator control. Internal to axle, no external electrical or hydraulic supply required. When wheel slips, axle differential is locked. Most robust longest lasting locking differential in the industry and requires no operator training or control.
- Internal oil bath service brakes
- Heavy duty mechanics drivelines

CHASSIS

- Heavy duty welded frame
- Dual double acting heavy duty welded hydraulic cylinders for steering
- Belly pans and front pull hooks

- Painted yellow gloss finish

STANDARD EQUIPMENT

- Engine oil pressure gauge and indicator
- Engine coolant temperature gauge and indicator
- Voltage gauge
- Fuel gauge
- Tachometer with hour meter
- Low hydraulic oil level light/indicator
- Transmission oil temperature gauge and indicator
- Transmission pressure gauge and indicator
- Oil filter service warning light/indicator

ELECTRICAL

- (2) 12-VDC, 950 CCA, 180 RC Group 31XHE heavy duty maintenance free commercial batteries
- 12-Volt DC, 160-Amp alternator
- Horn, reverse alarm, and master disconnect switch
- Four LED headlights in hood
- Two adjustable front and two rear/side LED work lights
- Two LED work lights in rear bumper
- Brake and indicator lights in rear bumper with warning lights top of cab (viewable front and rear)
- Strobe light

OPERATOR'S STATION

- Open station with welded steel canopy top
- Vinyl mechanical suspension seat with position adjustment and armrests
- Adjustable tilt and telescopic steering column
- Slide up, easily accessible electric consoles
- Manual hydraulic tilting platform

Optional:

- ROPS/FOPS certified AC cab with rear windshield wiper which tilts for transmission and hydraulic component service. Includes AM/FM radio, marine grade, with USB, AUX port and Bluetooth
- Training seat
- Leather, heated/ventilated, toggle link, semi-active suspension with fully adjustable air ride, backrest, lumbar, head and arm rests seat; 20-degree swivel right, 60-degree swivel left
- Electric cab/hood tilt

HYDRAULIC SYSTEM

- Open center pump for brakes, steering, and implement valve
- 39-gal pressurized hydraulic tank with 100% filtration and 12-inch clean out door
- 2 bank, cylinder spools, open center valve
- Accumulator for emergency braking

MISC OPTIONS

- Cable operated 4-bank control valves
- Air compressor, tank, trailer park and service brakes via foot & lever
- 7-pin electrical connector capable of multiple trailer operation
- Hydraulic brake ports on rear for trailer
- Front push bumper
- Heavy duty fixed/swinging drawbar
- Heavy duty fixed/swinging drawbar with three hitch heights
- Welded rear extension with pintle hook
- Category III, 3-point hitch
- Fifth wheel hitch
- Regular or inverted 4-inch gooseneck ball
- 40,000-lb hydraulic winch on rear frame
- Fire extinguisher

TIRES

- (4) 20.8x38, R1, 28 PLY
- Heavy duty one-piece rims

Optional:

- 18.4X30, R2, 10 PLY
- 18.4X34, R1, 8 PLY
- (4) 460/85R30, R-1W
- 460/85R34, R-1W
- 480/85R34, R2
- 600/65R34, R-1W, 81" (2.06M) track
- 23.1X26, R1, 12 PLY, 80" (2.03M) track
- 23.1X26, R2, 12 PLY, 80" (2.03M) track

GAME Equipment reserves the right to change specifications without notice. Some photos may contain optional equipment.

77RTX

4x4 TRACTOR 240 HP (179 KW) / 225 HP (168 KW)



Engine and transmission coolers with 8 fins per inch spacing reduce buildup of debris. Hood rolls up for easy cleaning.



Hood profile provides excellent visibility.



GAME tractors are designed and manufactured from the ground up for the most demanding conditions the world has to offer. Industrial frames, belly pans, drivelines, powertrain components, and hitches are standards.



Tilting platform and hood provide unmatched access to engine, coolers, transmission, and under hood and cab components. Both work via hand pump even when systems are down.



Built to withstand extreme applications, the frame accommodates multiple hitch configurations for high weight transfer, winches, and other equipment.

GAME Equipment reserves the right to change specifications without notice. Some photos may contain optional equipment.