

# 65ATX

4x4 TRACTOR  
121 HP (90 KW) / 125 HP (93 KW)



Game Equipment LLC 3322 Hwy 308 Napoleonville, LA USA 70390-8904 Ph: 985-369-9292 Fax: 985-369-9595 [www.gameeq.com](http://www.gameeq.com)

# 65ATX

**4x4 TRACTOR 121 HP (90 KW) / 125 HP (93 KW)**

## ENGINE

- Cummins QSB4.5, electronic fuel injection, US EPA Tier III, EU Stage III 121HP (90 KW) @ 2,200 RPM, 347 FT-LB (470 NM) @ 1,500 RPM
- Severe dust, dry, dual stage air cleaner with service indicator and pre-cleaner
- Fuel/water separator with secondary fuel filter
- Large tropical radiator, transmission, and hydraulic oil coolers are 8 fins/inch and rubber isolator mounted
- 87-gal steel fuel tank with lockable cap and 12-inch clean out door
- Manual hydraulic tilting hood allows easy cleaning of coolers and service of engine & under hood parts

## Export Only Option:

- John Deere 4045T, 125 HP (93 KW) @ 2,400 RPM, 332 FT-LB (450 NM) @ 1,400 RPM mechanical fuel injection system

## TRANSMISSION

- Manually controlled, converter driven, 4-speed powershift
- Powershift allows shifting under full engine power
- Spring applied hydraulic release parking brake on output shaft
- Separate cooler/system isolates transmission from hydraulic system contamination

## Optional:

- 6-speed converter driven, electronically controlled powershift transmission

## AXLES

- All wheels are powered
- Heavy duty, planetary, dual reduction
- Oscillating front axle, rigid rear axle
- No spin rear and limited slip front differentials
- Internal oil bath service brakes
- Heavy duty mechanics drivelines

## CHASSIS

- Heavy duty welded frame
- Articulating joint with heavy duty radial spherical bearing and large hardened pins

- Dual double acting heavy duty welded hydraulic steering cylinders with bushings
- Full belly pans and front pull hook
- Painted with yellow gloss finish

## STANDARD EQUIPMENT

- Engine oil pressure gauge and indicator
- Engine coolant temperature gauge and indicator
- Voltage gauge
- Fuel gauge
- Tachometer with hour meter
- Low hydraulic oil level light/indicator
- Transmission oil temperature gauge and indicator
- Transmission pressure gauge and indicator
- Oil filter service warning light
- Hand and foot throttle

## ELECTRICAL

- (2) 12-Volt DC, 925 CCA, Group 31XHE heavy duty commercial batteries
- 12-Volt DC, 160-Amp alternator
- Horn, reverse alarm and master disconnect switch
- Three LED headlights in hood
- Two adjustable front and two rear/side LED work lights
- Two LED work lights in rear bumper
- Brake and indicator lights in rear bumper with warning lights top of cab (viewable front and rear)
- Strobe light

## OPERATOR'S STATION

- Open station with welded steel canopy top
- Fully adjustable suspension seat with armrests
- Adjustable tilt steering column
- Manual hydraulic tilting platform

## Optional:

- Air conditioned cab with AM/FM stereo
- Air suspension seat

## HYDRAULIC SYSTEM

- Open center pump for brakes, steering, and implement valve
- 39-gal pressurized hydraulic tank with 100% filtration and

- 12-inch clean out door
- 2 bank, cylinder spools, open center valve
- Accumulator for emergency braking

## MISC OPTIONS

- Rear windshield wiper & washer (with cab option)
- Cable operated 4-bank control valves
- Air compressor, tank, trailer park and service brakes via foot & lever
- 7-pin electrical connector capable of multiple trailer operation
- Hydraulic brake ports on rear for trailer
- Heavy duty fixed/swinging drawbar
- Heavy duty fixed/swinging drawbar with three hitch heights
- Welded rear extension with pintle hook
- Category II, 3-point hitch
- PTO
- Front push bumper and blades
- Electronic steering and mapping
- Operator tool set with lockable tool box
- Fire extinguisher
- First aid kit
- Drinking water container

## TIRES

- 18.4 X 30, R1, 8-PLY front and rear tires
- 16.9 X 30, R1, 8-PLY (export only)
- Heavy duty one piece rims

## Optional:

- 460/85R30, R-1W

GAME Equipment reserves the right to change specifications without notice. Some photos may contain optional equipment.

# 65ATX


4x4 TRACTOR 121 HP (90 KW) / 125 HP (93 KW)



Engine and transmission coolers with 8 fins per inch spacing reduce buildup of debris. Hood rolls up for easy cleaning.



Individual gauges and indicators simplify operation, troubleshooting, and repair.



***GAME tractors are designed and manufactured from the ground up for the most demanding conditions the world has to offer. Industrial frames, belly pans, drivelines, powertrain components, and hitches are standard.***



Tilting platform and hood provide unmatched access to engine, cooler and cab components. Both work via hand pump even when systems are down.



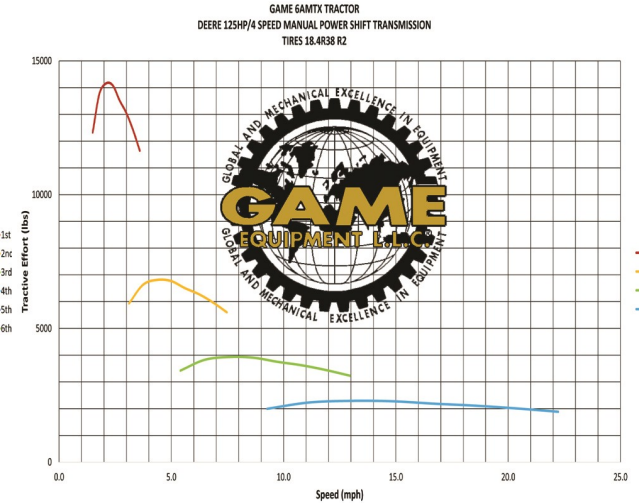
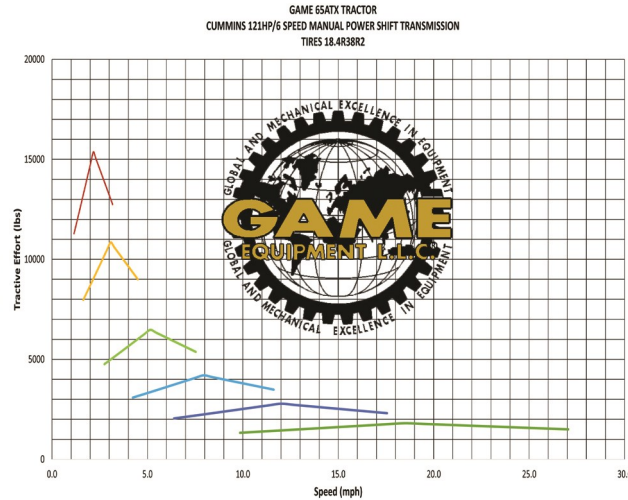
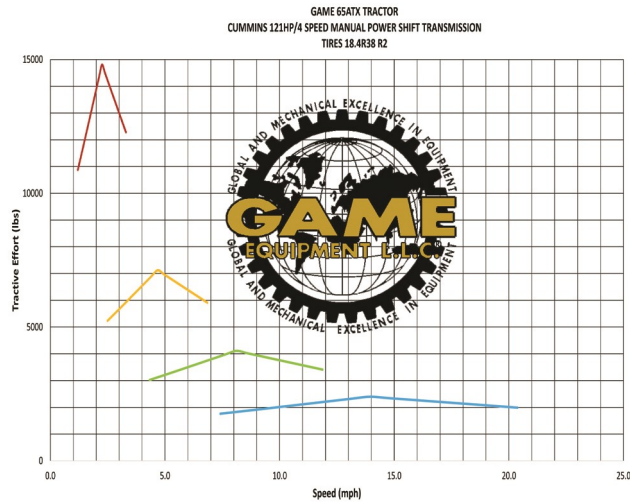
Hood profile provides excellent visibility.



Built to withstand extreme applications, the frame accommodates multiple hitch configurations for high weight transfer, winches, and other equipment.

GAME Equipment reserves the right to change specifications without notice. Some photos may contain optional equipment.

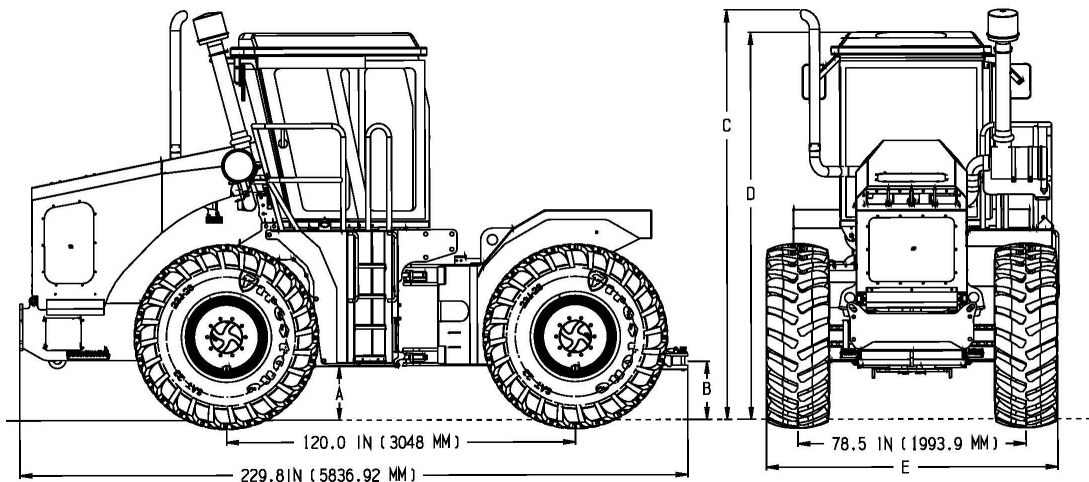
# 65ATX 4x4 TRACTOR 121 HP (90 KW) / 125 HP (93 KW)



## Specifications:

**Unladen Tractor Weight** 17,000–19,000 lbs (7,711–8,618 kg)

**Unladen Weight Distribution** 58% Front Axle 42% Rear Axle



TIRE SIZE	A—IN(MM)	B—IN(MM)	C—IN(MM)	D—IN(MM)	E—IN(MM)
18.4X30 R1 8PLY	17.4 (441.9)	18.9 (480.1)	139.6 (3545.8)	131.8 (3347.7)	96.8 (2458.7)
16.9X30 R1 8PLY	16.1 (408.9)	17.6 (447)	138.3 (3512.8)	130.5 (3314.7)	95.4 (2423.7)
460/85R30 R-1W	17.3 (439.4)	18.8 (477.5)	139.9 (3553.5)	131.7 (3345.2)	97.2 (2468.9)

GAME Equipment reserves the right to change specifications without notice. Some photos may contain optional equipment.